

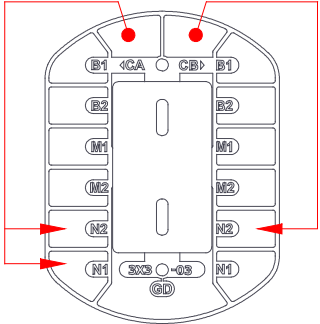
FREE-WAY SWITCH

www.froowayswitch.com

MANUFACTURED IN ENGLAND BY NSF CONTROLS LTD



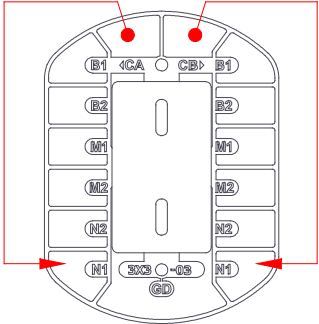
POSITION 4



Reverse View of Switch

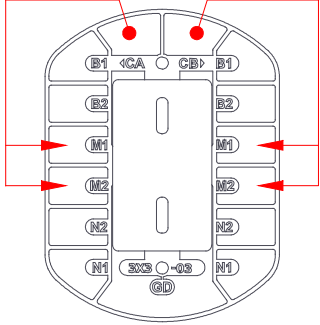
ELECTRICAL FUNCTION
 Two circuits 'A' & 'B' have commons 'CA' and 'CB' each connecting to:
 B1, B2, M1, M2, N1, N2 (sometimes in combination) in varying switch positions.
 A & B side switching differs:
 'A' combines B1+B2/N1+N2
 'B' isolates B1+B2/N1+N2.
 'GD' is 'ground' or 'earth'.

POSITION 1




Reverse View of Switch

POSITION 5

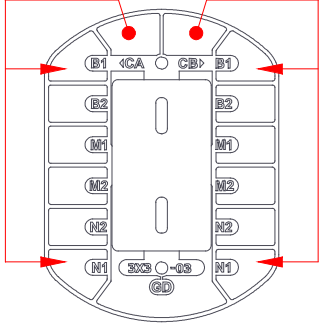


Reverse View of Switch



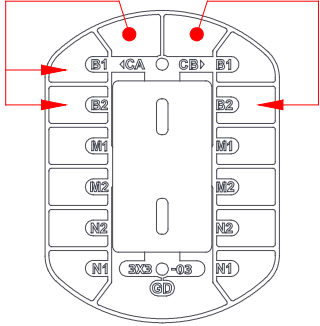
Top View of Switch

POSITION 2



Reverse View of Switch

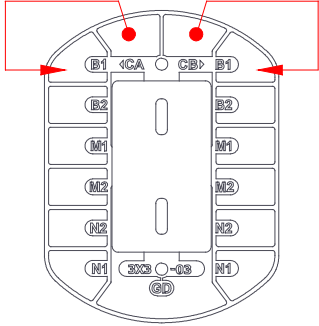
POSITION 6



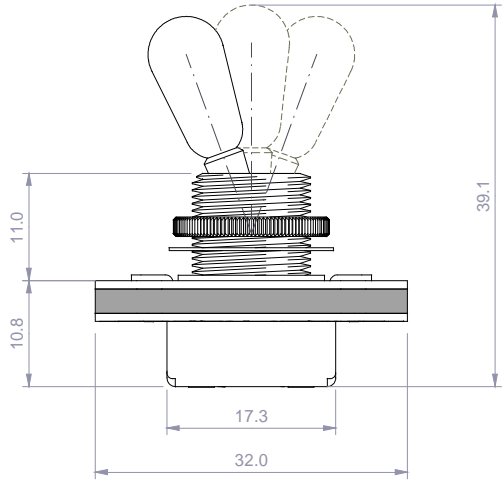
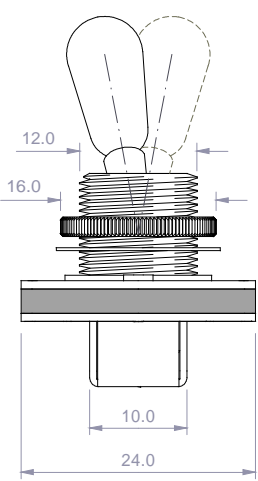
Reverse View of Switch

ELECTRICAL TRANSITION
 'Make Before Break' action in all transitions, except Position 2 to Position 5 where N1 to M2 is 'Break Before Make' on both A & B

POSITION 3



Reverse View of Switch



3X3-03 Schematic : Last Updated June 2013